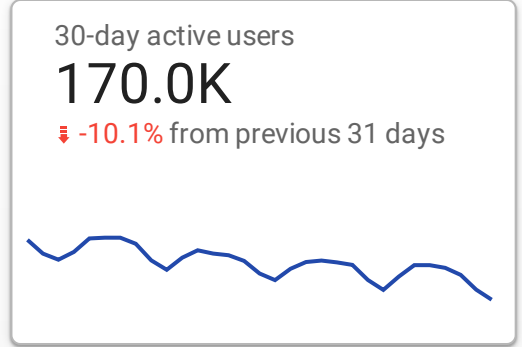
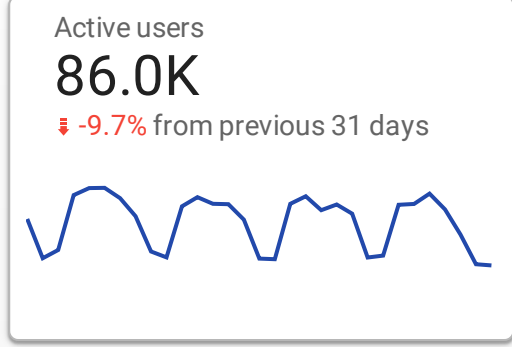
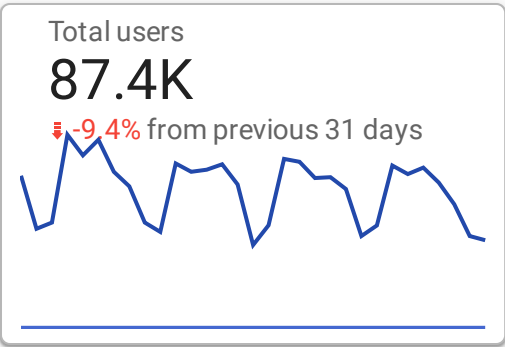


FLETA.gov Web Performance Metrics



Session Details

Average session duration	Engaged sessions
1. 00:03:01	68,871

1 - 1 / 1

Pageviews and Engagement

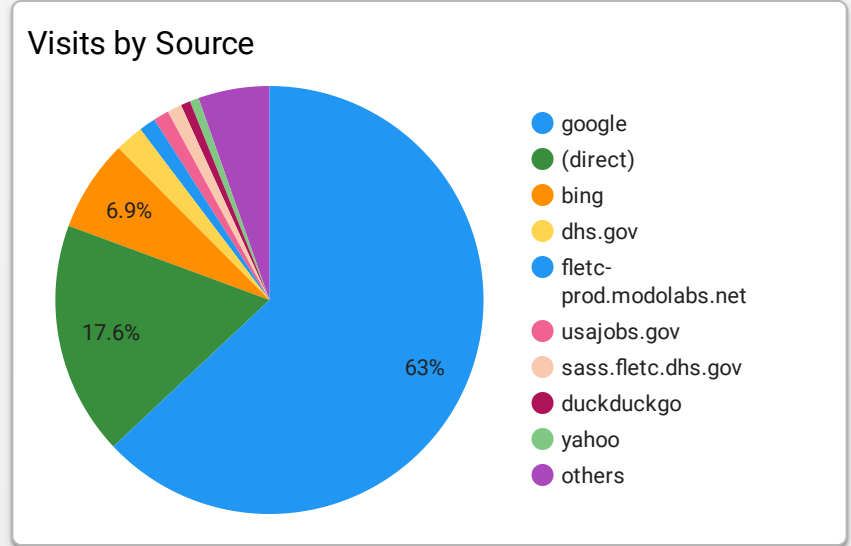
Views	Engagement rate
1. 282,317	60.88%

1 - 1 / 1

Active Users

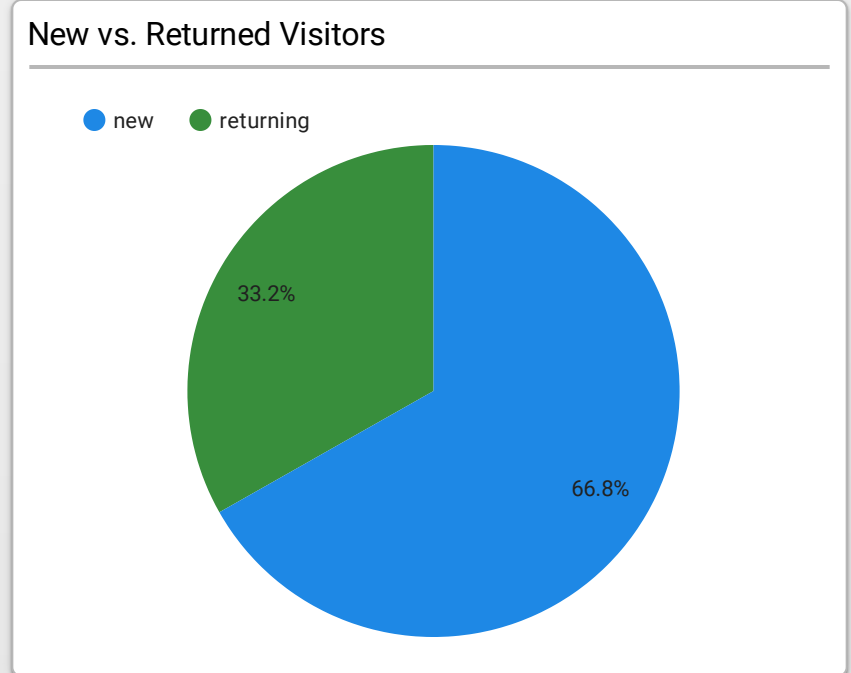
Active users	30-day active users
1... 86,019	169,992

1 - 1 / 1



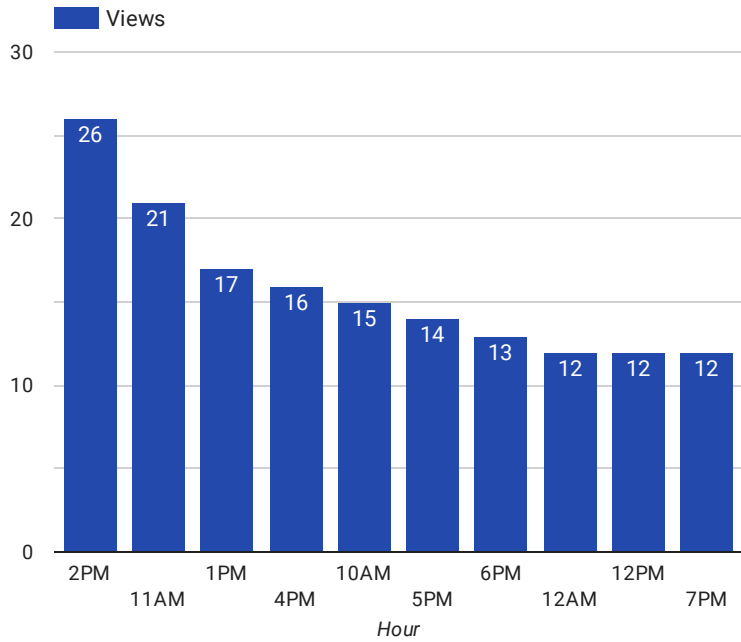
Top Overall Pages

Search term
No data



FLETA.gov Web Performance Metrics

Pageviews by Hour



Sessions and Pageviews by Source / Medium

	Session source / medium	Sessions
1.	google / organic	66,038
2.	bing / organic	7,299
3.	dhs.gov / referral	2,293
4.	usajobs.gov / referral	1,314
5.	sass.fletc.dhs.gov / referral	1,152
6.	fletc-prod.modolabs.net / ref...	1,231
7.	yahoo / organic	703
8.	duckduckgo / organic	736
9.	usa.gov / referral	222
10.	ncis.navy.mil / referral	297

1 - 100 / 367 < >

Sessions by Device Category

	Sessions ▾
1.	104,452