


FLETA.gov Web Performance Metrics


Total users
5.3K
 ↓ -10.6% from previous 30 days



Active users
5.3K
 ↓ -10.4% from previous 30 days



30-day active users
10.9K
 ↓ -3.7% from previous 30 days



Session Details

	Average session duration	Engaged sessions
1.	00:01:55	3,601

1 - 1 / 1

Pageviews and Engagement

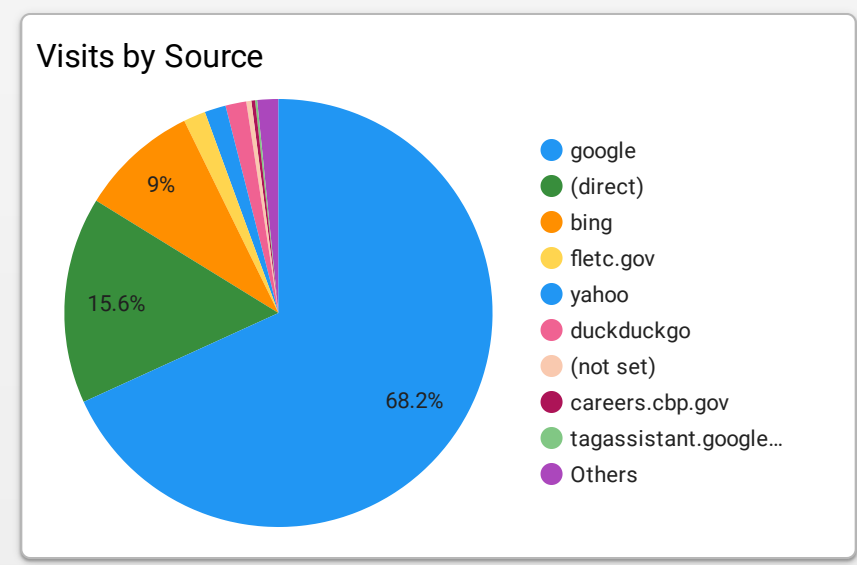
	Views	Engagement rate
1.	10,947	58.81%

1 - 1 / 1

Active Users

	Active users	30-day active users
1...	5,298	10,870

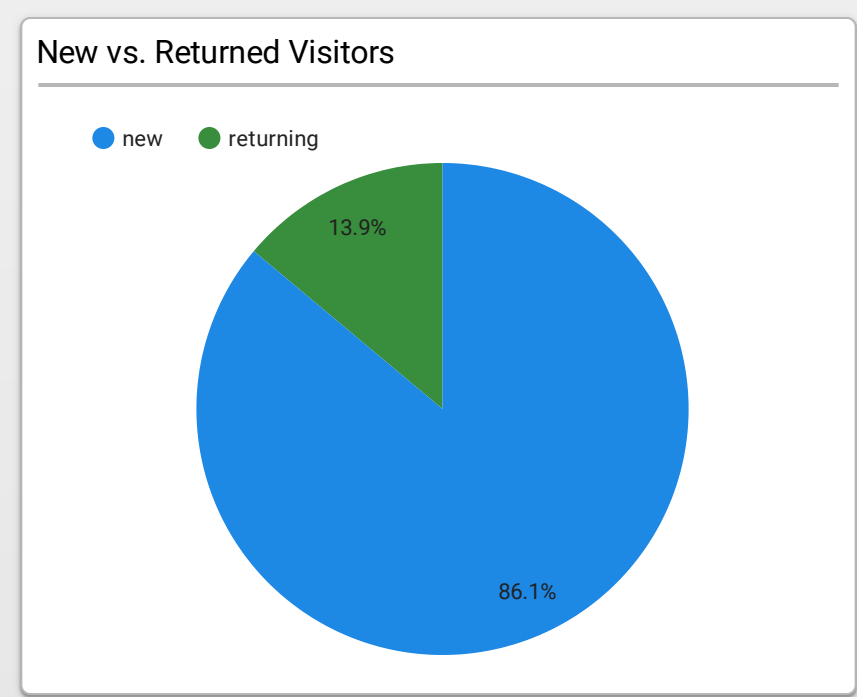
1 - 1 / 1



Top Overall Pages

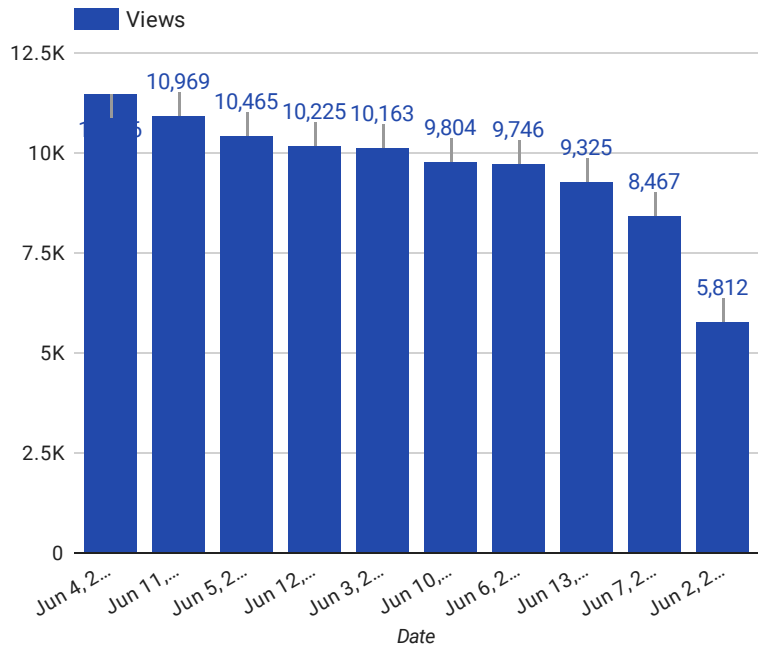
	Page location	Views
1.	https://www.fleta.gov/	1,120
2.	https://www.fleta.gov/programacademy/federal-background-investigator-training-program	968
3.	https://www.fleta.gov/site-page/fleta-fundamentals	504
4.	https://www.fleta.gov/accredited-programs	463
5.	https://www.fleta.gov/programacademy/va-law-enforcement-training-center	262
6.	https://www.fleta.gov/programacademy/va-police-officer-standardized-training-formerly-basic-police-officer-course	241
7.	https://www.fleta.gov/site-page/assessor-training-program	222
8.	https://www.fleta.gov/accredited-academies	217
9.	https://www.fleta.gov/programacademy/james-j-rowley-training-center	217

1 - 100 / 600



FLETA.gov Web Performance Metrics

Pageviews by Hour



Sessions and Pageviews by Source / Medium

	Session source / medium	Sessions
1.	google / organic	4,474
2.	bing / organic	772
3.	fletc.gov / referral	100
4.	yahoo / organic	102
5.	duckduckgo / organic	95
6.	alumni.wne.edu / referral	34
7.	home.army.mil / referral	9
8.	dhs.gov / referral	13
9.	unitedstatessecretservice.sh...	7
10.	careers.cbp.gov / referral	11

1 - 57 / 57 < >

Sessions by Device Category

	Device c...	Sessions ▾
1.	desktop	3,787
2.	mobile	3,029
3.	tablet	77