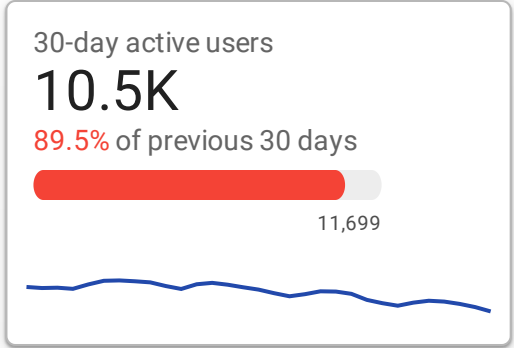
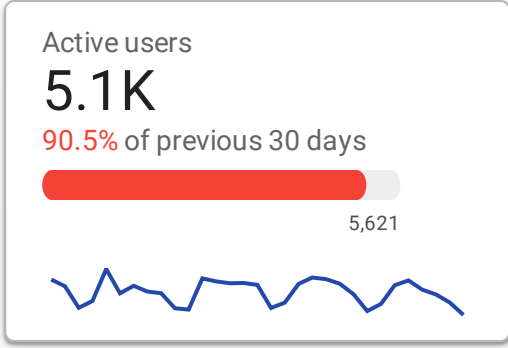
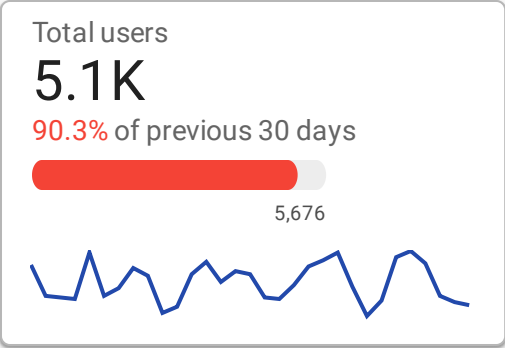


FLETA.gov Web Performance Metrics



Session Details

	Average session duration	Engaged sessions
1.	00:02:02	6,477

1 - 1 / 1

Pageviews and Engagement

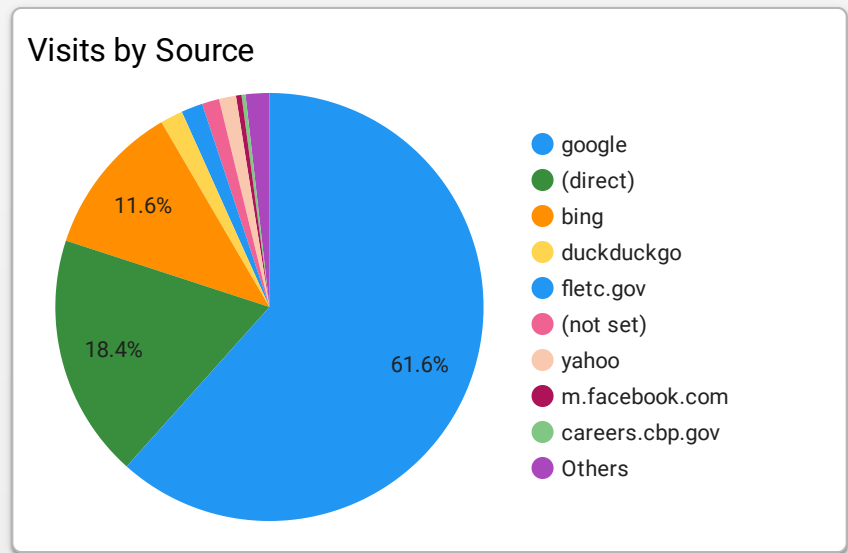
	Views	Engagement rate
1.	12,915	93.58%

1 - 1 / 1

Active Users

	Active users	30-day active users
1...	5,854	11,909

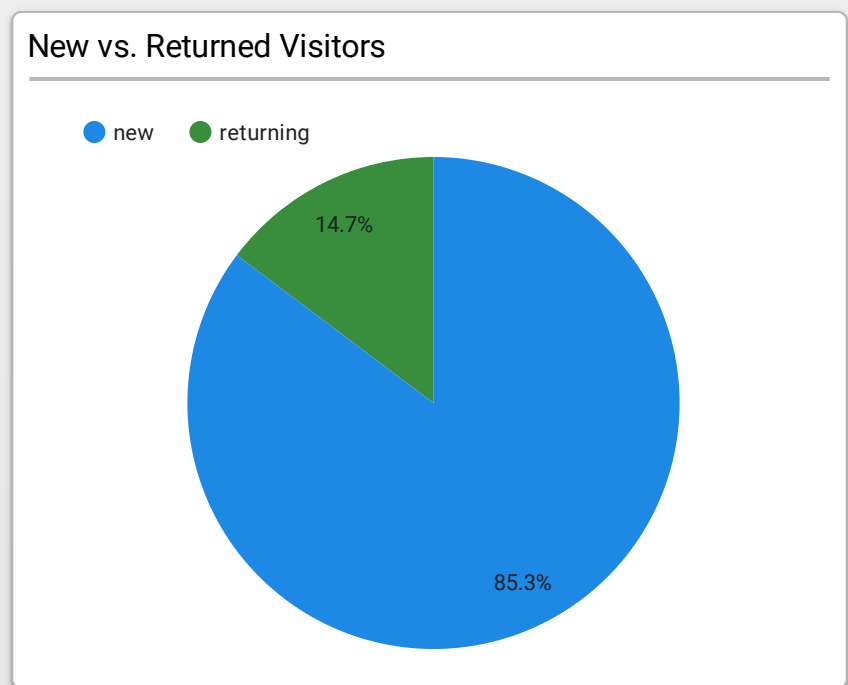
1 - 1 / 1



Top Overall Pages

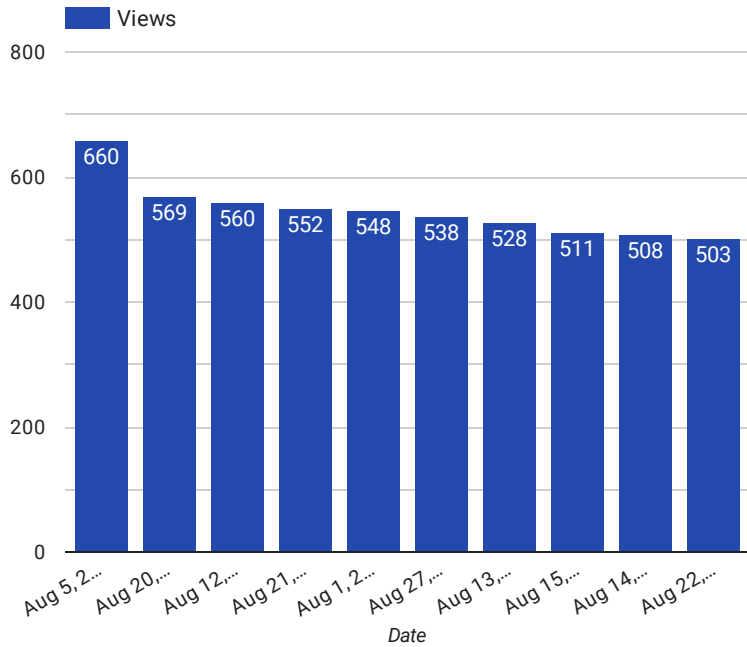
	Page location	Views
1.	https://www.fleta.gov/	1,584
2.	https://www.fleta.gov/programacademy/federal-background-investigator-training-program	1,022
3.	https://www.fleta.gov/accredited-programs	555
4.	https://www.fleta.gov/site-page/fleta-fundamentals	511
5.	https://www.fleta.gov/accredited-academies	354
6.	https://www.fleta.gov/programacademy/basic-law-enforcement-course	302
7.	https://www.fleta.gov/programacademy/va-law-enforcement-training-center	296
8.	https://www.fleta.gov/site-page/assessor-training-program	225
9.	https://www.fleta.gov/programacademy/entry-level-intelligence-training-elit-program-iabcbtac	203
10.	https://www.fleta.gov/programacademy/james-j-rowley-training-center	203

1 - 100 / 918



FLETA.gov Web Performance Metrics

Pageviews by Hour



Sessions and Pageviews by Source / Medium

	Session source / medium	Sessions
1.	google / organic	4,316
2.	bing / organic	788
3.	fletc.gov / referral	95
4.	yahoo / organic	110
5.	duckduckgo / organic	113
6.	dhsauthportal.dhs.gov / refe...	11
7.	home.army.mil / referral	9
8.	careers.cbp.gov / referral	22
9.	dhs.gov / referral	7
10.	iadlest.org / referral	7

1 - 59 / 59 < >

Sessions by Device Category

	Device c...	Sessions
1.	desktop	3,386
2.	mobile	2,254
3.	tablet	54