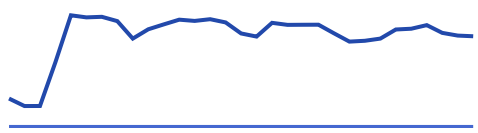



FLETA.gov Web Performance Metrics


Total users
112.5K
↑ 39.0% from previous 31 days



Active users
111.5K
↑ 39.5% from previous 31 days



30-day active users
181.4K
↑ 10.0% from previous 31 days



Session Details

Average session duration	Engaged sessions
1. 00:02:09	56,755

1 - 1 / 1 < >

Pageviews and Engagement

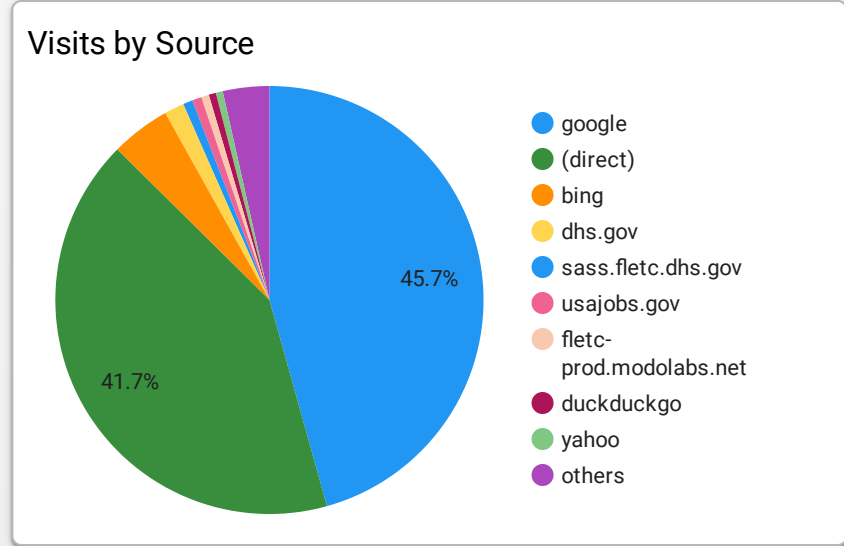
Views	Engagement rate
1. 261,135	43.1%

1 - 1 / 1 < >

Active Users

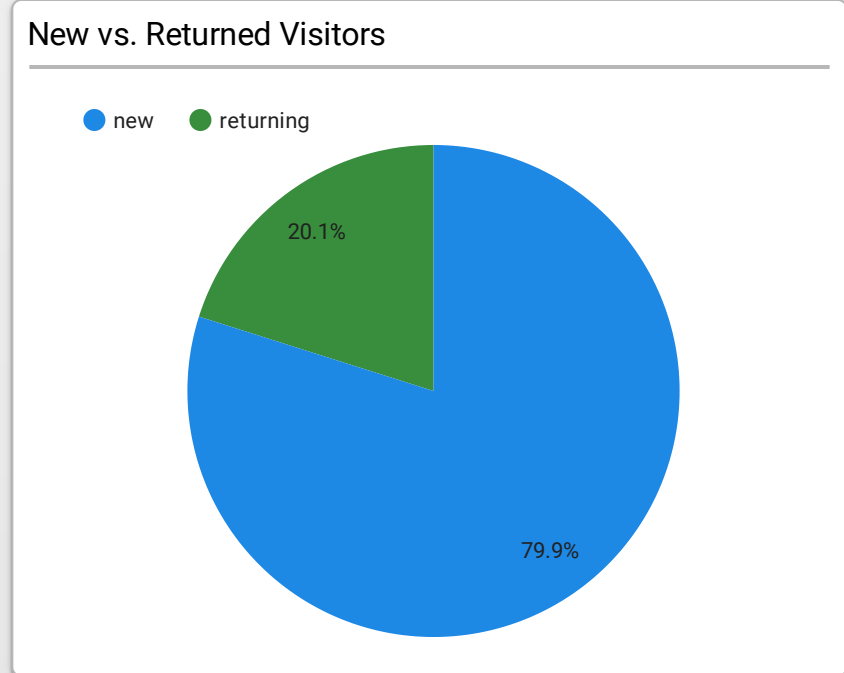
Active users	30-day active users
1... 111,480	181,436

1 - 1 / 1 < >



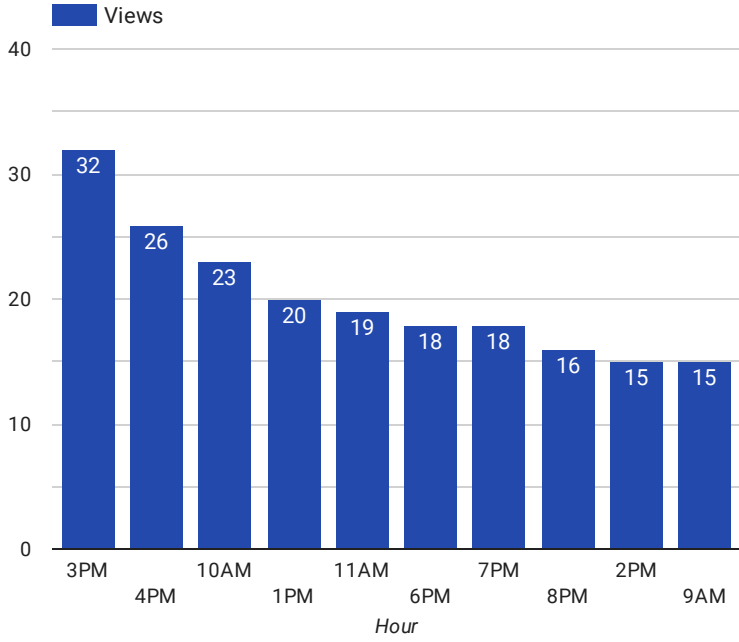
Top Overall Pages

Search term
No data



FLETA.gov Web Performance Metrics

Pageviews by Hour



Sessions and Pageviews by Source / Medium

	Session source / medium	Sessions
1.	google / organic	53,991
2.	bing / organic	5,252
3.	dhs.gov / referral	1,785
4.	sass.fletc.dhs.gov / referral	904
5.	usajobs.gov / referral	880
6.	yahoo / organic	622
7.	duckduckgo / organic	639
8.	fletc-prod.modolabs.net / ref...	641
9.	ncis.navy.mil / referral	231
10.	m.facebook.com / referral	319

1 - 100 / 325 < >

Sessions by Device Category

	Sessions ▾
1.	120,884